



tracpode™ 150 kg



Confined Space Tripod

tracpode™ 150 kg

Confined Space Tripod

ADVANTAGES

- The only tripod on the market which is approved for use in safeguarding two users each weighing up to 150 kg.
- The only temporary anchor point to have been approved by a regulatory body as a device to which fall arrest, lifting and rescue systems can all be connected.
- The tripod can be used to perform rope access work.

The tracpode™ is a mobile anchor point, for working in confined spaces, handling loads and performing rescue operations.

The temporary anchor point is tested to stop the fall of two operators weighing 150 kg each; including their equipment and tools. It can also be used as an anchor point for lifting, with the capability to raise a maximum load of 500 kg, provided the strap is fitted to the feet.

Made from lightweight aluminium, the tracpode™ can be folded up small enough to be transported easily in most vehicles.



MULTIPLE OPERATION

- Can be used as a temporary anchor point to which fall arrest, lifting and rescue systems can be connected.
- Enables two operators, each weighing up to 150kg, to work safely.
- Each leg can receive, via a Tractel® leg bracket, a blocfor™ R 20/30 fall-arrest system or a caRoI™ TR or a caRoI™ TS winch.



tracode™ 150 kg

Confined Space Tripod

CHARACTERISTICS - LEGS

- The design of the tubular legs ensures the system is both strong and very stiff.
- The legs can be extended in increments of 20 cm.
- The locking pin and spring loaded clips are attached permanently to the tubular leg sections by small cables to keep all the components of the assembly together.
- A leg bracket can be secured to each leg of the tracode™ and used as a mount for blocfor™ fall arresters or a caRol™ winch.
- There are three possible mounting locations on the leg of the tracode™: top, middle and bottom.
- When a fall arrester or winch is fitted to one of the legs of the tracode™, **a pulley kit must be fitted to the head.**
- The head is fitted with three spacer bushes, one for each leg, that prevent the tracode™'s legs from moving past their "open" position.
- The head is fitted with three locking pins, with spring-loaded ball bearings, which will prevent the legs from collapsing unintentionally.
- The feet are fitted with non-slip pads made of vulcanised rubber. Holes in these pads can be used to secure the tracode™ to the ground using fasteners or anchor bolts.

CHARACTERISTICS - LEG BRACKET

The anchor points located on the legs of the tracode™ have been designed:

- To receive caRol™ R rescue winches (EN 1496).
- To receive caRol™ TS lifting winches, with a max capacity of 250 kg.
- To receive blocfor™ 20/20r/30/30r 150 kg fall arresters.

N.B.: In all these configurations, the tracode™ 150 kg may be used **WITH NO** strap fitted to its legs.



CHARACTERISTICS - HEAD

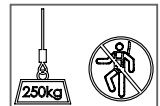
The head of the tracode™ 150 kg is equipped with 3 anchor points;

- 2 anchor points to support all types of fall-arrest or evacuation systems of up 150kg user weight.



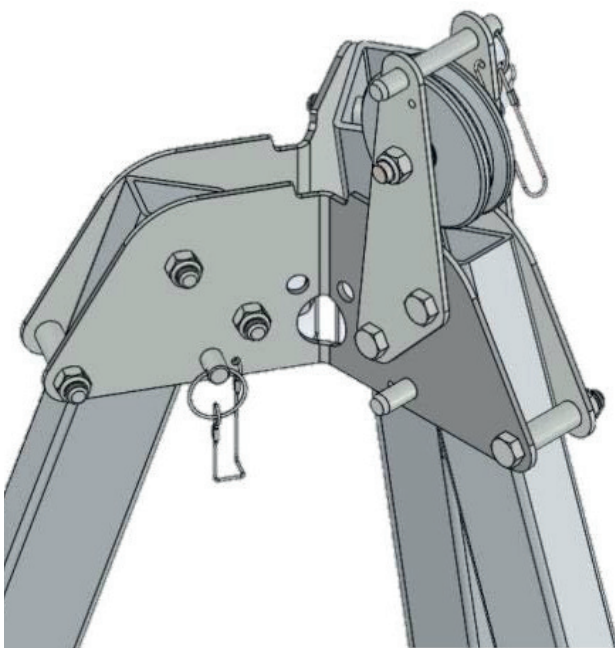
- 1 anchor point to support:
 - › a lifting winch (WLL 250 kg.)

N.B.: In this configuration, the tracode™ may be used **WITH NO** strap fitted to the feet of the tracode™.



- › a lifting winch (WLL 500 kg.)

N.B.: In this configuration, the tracode™ **CAN ONLY BE USED** if the strap is fitted to the feet of the tracode™.



As an option, a pulley kit can be fitted on the head to guide the various cables uses (fall arrest, lifting or rescue).

www.tractel.com

tracode™ 150 kg

Confined Space Tripod

ROPE ACCESS AND POSITIONING TECHNIQUES

If the user needs to move to different positions while suspended under the tracode™, the user must comply with legislation on rope access and positioning techniques.

For this type of work, the system must consist, as a minimum, of:

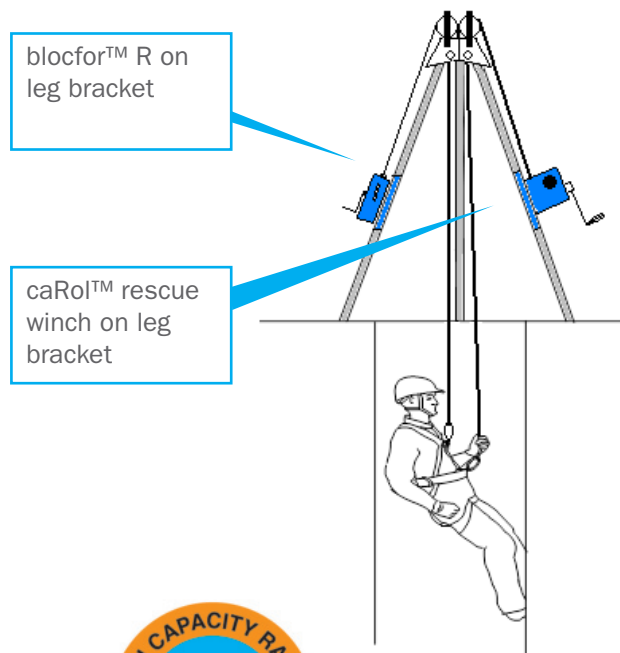
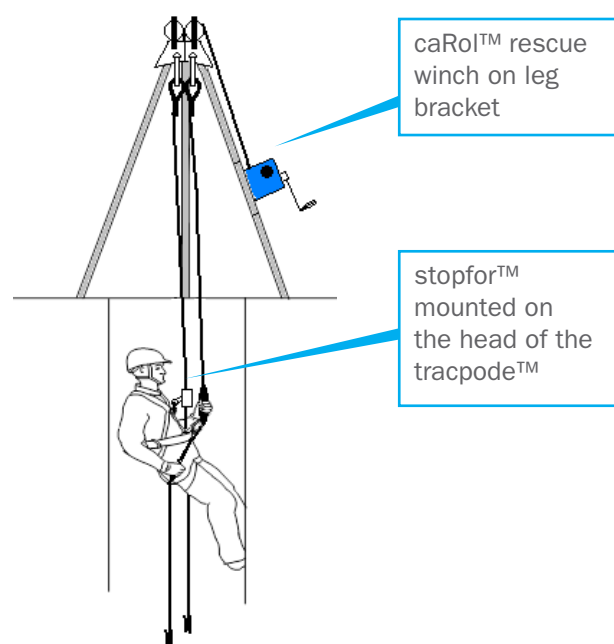
- An access rope, which provides a means of access, raising/lowering and support.
- A safety rope connected to a fall-arrest system (a fall-arrester on a flexible belaying support such as a stopfor™ or a blocfor™ self-retracting fall arrester).

These two ropes must be secured separately to two anchor points in accordance with standard EN795, or to an anchor point whose load bearing capacity has been assessed and found to be satisfactory by the employer or by a competent person.

The operators must wear and use a suitable fall-arrest harness (EN 361 and EN 813) which must be attached to the safety rope and to the access rope.



TYPICAL SET UP FOR ROPE ACCESS WORK



TRACTEL BENELUX B.V.

Paardeweide 38, 4824EH Breda

Telefoon: 076 543 5135 Email: sales.benelux@tractel.com



www.tractel.com